

# Kaltura: Sharing Media

A C . B  
( C ) C .

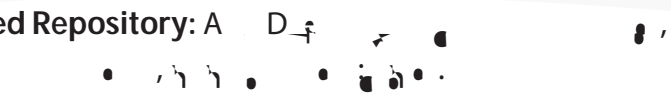
- **Galleries**
- **Channels**

## Privacy Settings

- **Open Channel:**
- **Restricted Channel:**
- **Private Channel:**
- **Shared Repository:**
- **Public, Restricted:**

## Preconfigured Channels:

- **My Media:**
- **Private Channel:**

- Shared Repository: 
- Campus-Wide Shared Repository: 



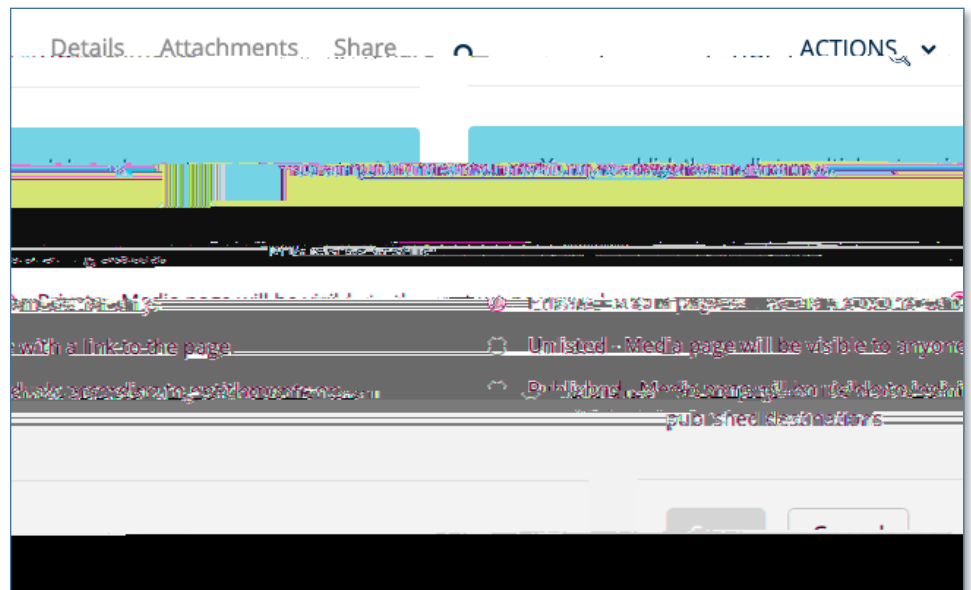
1.  Private.

### Publishing Status

1.  .B Publish.

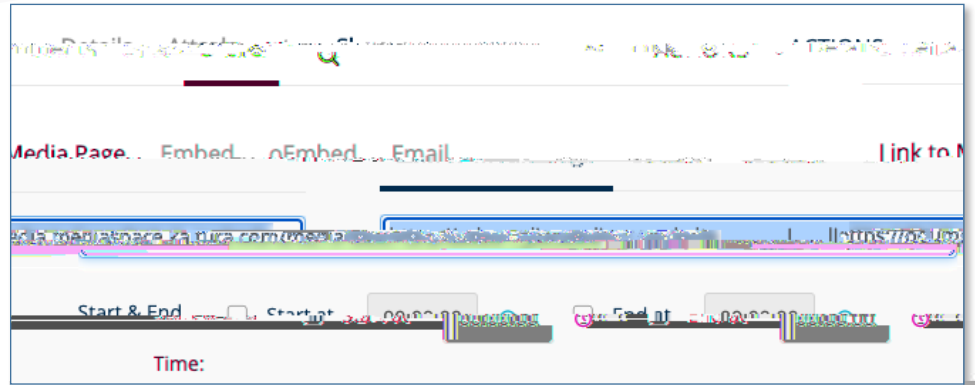


2.  Unlisted (  ) Published (  ) Save.



































## Share Unlisted Media

1.         Share

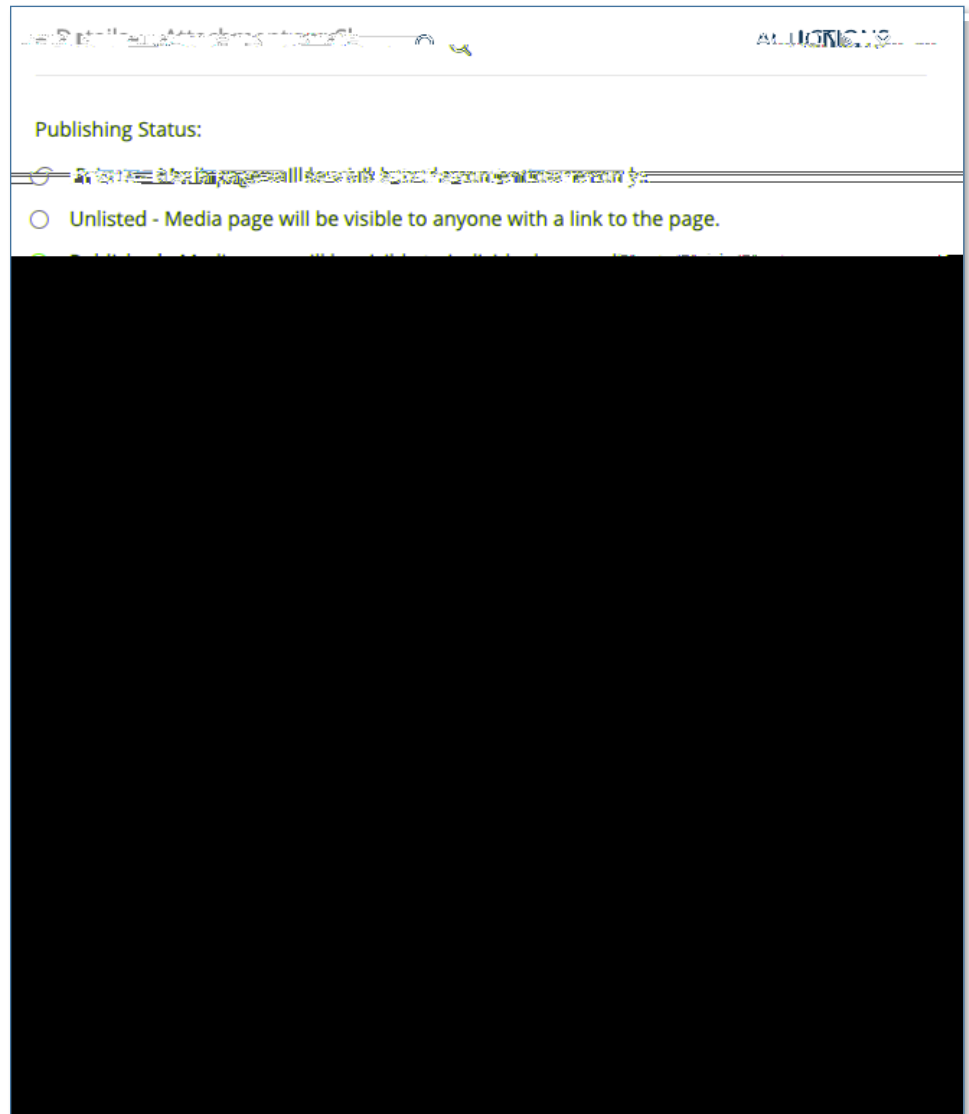


2.         Share

- **Link to Media Page:**         Share
- **Embed:**         Share
- **oEmbed:**         Share
- **Email:**         Share

## Share Published Media

A  
Published  
Category ( ) Publish in Channel.  
Save.



The screenshot shows a web form with a header area containing a search bar and a 'PUBLISHING' button. Below the header, the 'Publishing Status:' section is visible. It contains two radio button options: 'Listed - Media page will be visible to all users with a link to the page.' (which is selected) and 'Unlisted - Media page will be visible to anyone with a link to the page.' The bottom portion of the form is obscured by a large black rectangle.

C  
F