

Life in Hampton Roads Survey Press Release #2

Police, Crime, Race Relations and Attitudes Regarding the Homeless and Mentally Ill in Hampton Roads

This report examines regional and sub-regional perceptions of crime and police from the 2017 Life In Hampton Roads survey (LIHR 2017) conducted by the Old Dominion University Social Science Research Center. Data from prior years is also provided when available to show comparisons in responses over time. Responses were weighted by city population, race, age, gender, and phone usage (cell versus land-line) to be representative of the Hampton Roads region. For additional information on survey methodology, and analyses of other issues, please see the SSRC website at www.odu.edu/ssrc.

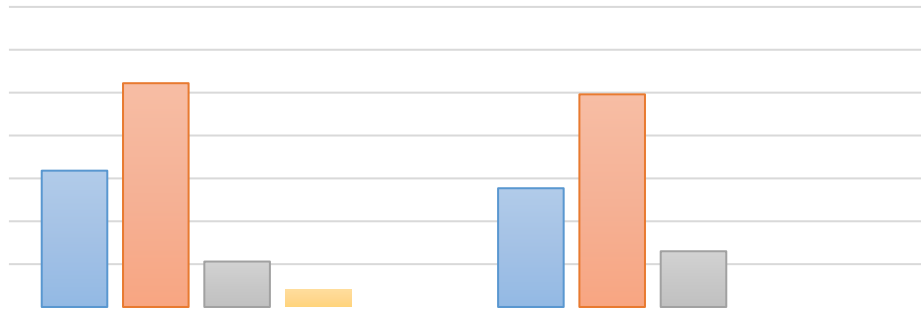
Control of crime and public safety are an important precondition for a high quality of life, and a significant concern among survey respondents. The 908 respondents were asked about various topics concerning local police and crime.

Satisfaction/Trust of Local Police and Perception of Crime

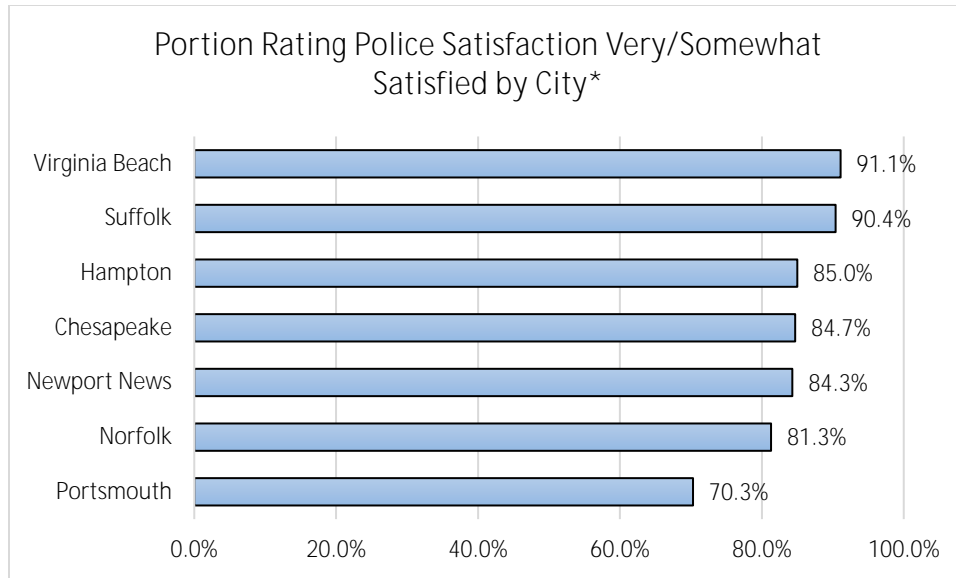
Respondents were asked how satisfied they were with the local police in general¹. The majority of respondents reported being somewhat satisfied (52.2 percent) and very satisfied (31.8 percent). Only 10.6 percent reported being somewhat dissatisfied and 4.1 percent reported being very dissatisfied with the local police. Additionally, 1.3 percent either did not know or declined to answer.

Respondents were asked how satisfied they are with how the local police treat citizens. The majority of respondents (77.3 percent) said they either were somewhat satisfied (49.6 percent) or very satisfied (27.7 percent) with how the local police treat citizens. Another 13 percent reported being somewhat dissatisfied and 5.9 percent were very dissatisfied with how the local police treat citizens.

¹ Due to a programming error, those respondents who indicated don't know, refused, or some other living arrangement besides owning or renting a home (n=39) were excluded from the questions about satisfaction with and trust of police, how police treat citizens, and concerns about having their home broken into while they are away.

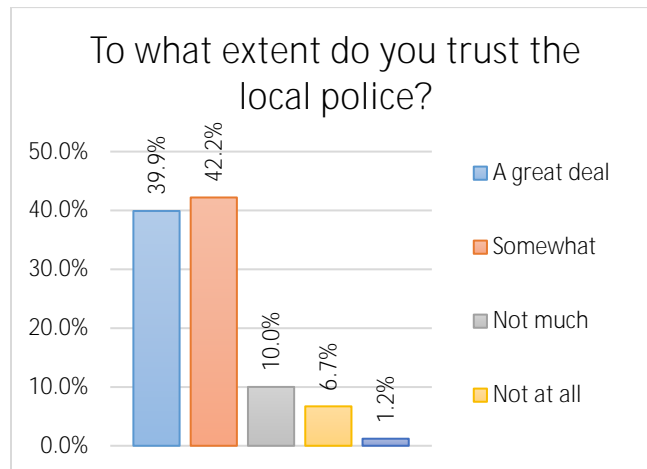


White respondents were much more likely to give a positive rating for how the local police treat citizens than other races. In fact, 91.3 percent of white respondents reported being very satisfied or somewhat satisfied with how the local police treat citizens compared to only 62.7 percent of African American respondents. Combining all other races, 80 percent reported being very satisfied or somewhat satisfied with how police treat citizens.

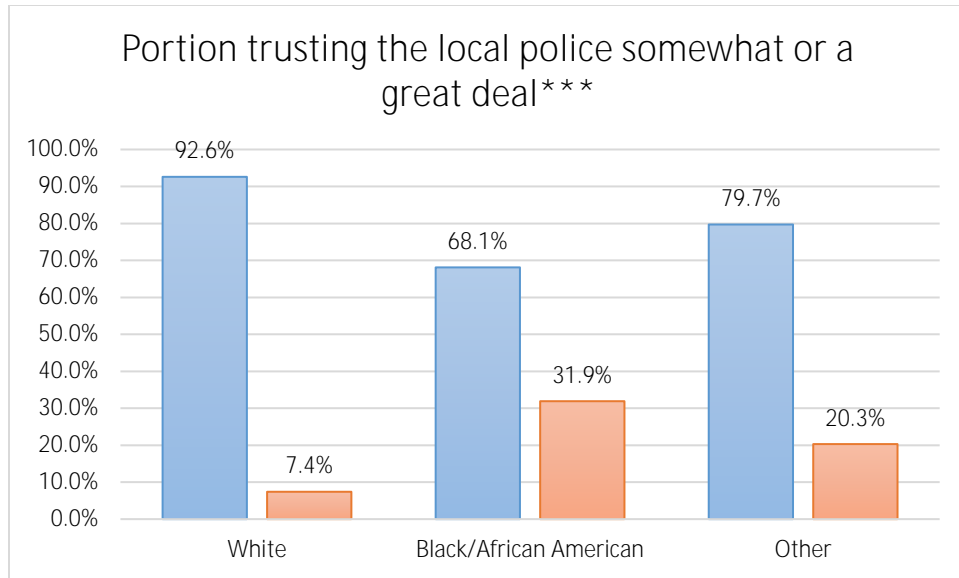


*p<.05 statistically significant, 2-tailed test

Respondents were also asked how much they trust the local police. The majority of respondents (82.1 percent) indicated they either trust the local police somewhat (42.2 percent) or trust the police a great deal (39.9 percent). Only 6.7 percent reported not trusting the police at all and another 10 percent reported not trusting the police much.



As might be expected, there were significant differences in trust of local police across races. While 92.6 percent of white respondents said they trust local police somewhat or a great deal, only 68.1 percent of African American respondents said they trust local police somewhat or a great deal. Combining all other races, 79.7percent said they trust the local police somewhat or a great deal.



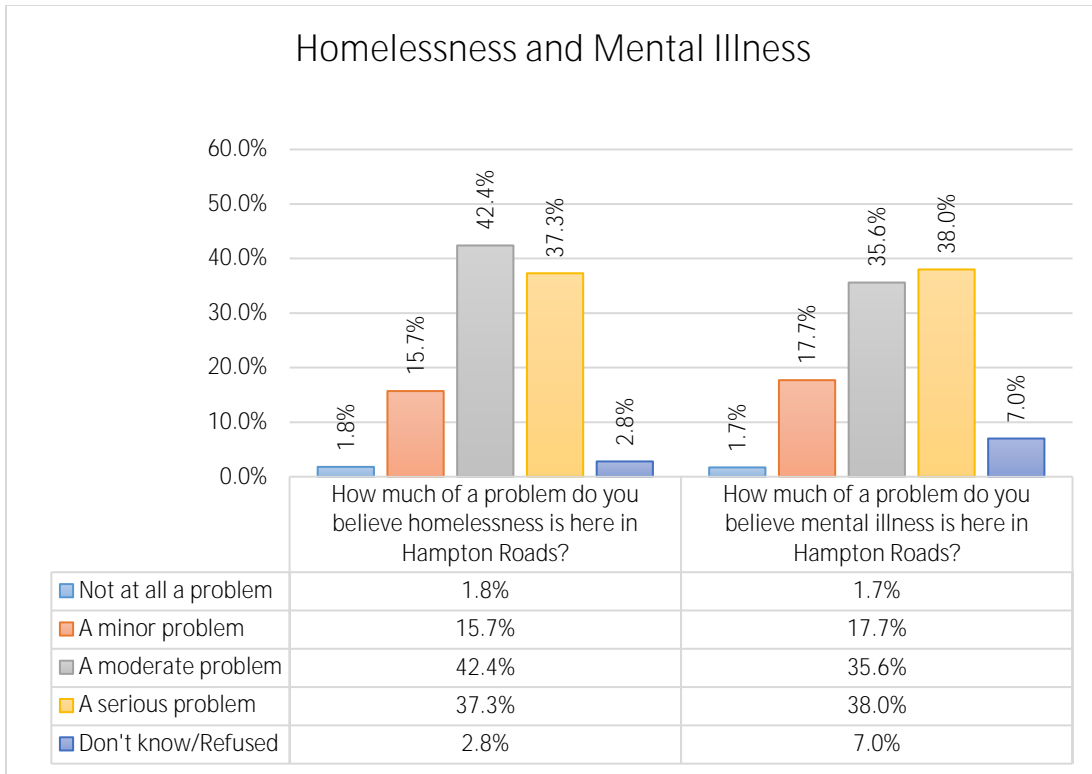
***p<.000 statistically significant, 2-tailed test

Respondents were asked to answer how afraid they are of certain crimes in Hampton Roads.

Respondents reported being either somewhat afraid (36.3 percent) or afraid a great deal (12.9 percent) of having their home broken into while they are away (49.2 percent). Respondents were less afraid of having their home broken into while they are home (31.3 percent). About two-thirds of respondents (62.8 percent) reported either being not afraid at all (31.5 percent) or not much afraid (31.3 percent) of being robbed or mugged on the street. Additionally, 68.3 percent of respondents reported being either not at all afraid (34.8 percent) or not much afraid (33.5 percent) of being physically assaulted.

Homelessness and Mental Illness

Respondents were asked how much of a problem they think homelessness and mental health are in Hampton Roads with the majority of respondents reporting they perceive homelessness and mental illness as problematic in Hampton Roads. More than three-quarters of respondents (79.7percent) said they thought homelessness in Hampton Roads was either a moderate problem (42.4 percent)



and race relations in Hampton Roads. Respondents were split on race relations in Hampton Roads. In fact, less than one percent separated those that rated race relations as excellent or good (49 percent) and those that rated race relations as fair or poor (49.8 percent). Black respondents were significantly less likely (37 percent) than white respondents (57percent) to report race relations were excellent or good. Those percent).

***p<.000 statistically significant, 2-tailed test

Respondents were asked if _____ are welcome in Hampton Roads
vast majority (89.2 percent) either strongly agreed (25.6 percent) or agreed (63.6 percent). Respondents
were then asked if racial and ethnic minorities in Hampton Roads make up a larger share of the
population in their local community compared to ten years ago. Over 70 percent (71.2 percent) either

	White		Black/African-American	
	% Strongly agree/Agree	%Strongly disagree/Disagree	% Strongly agree/Agree	%Strongly disagree/Disagree
	92.7%	7.3%	84.8%	15.2%

	White		Black/African-American		Other	
	% Strongly agree/Agree	% Strongly disagree/Disagree	% Strongly agree/Agree	% Strongly disagree/Disagree	% Strongly agree/Agree	% Strongly disagree/Disagree

